

## Features

- ◆ Broadband Power Amplifier
- ◆ Class AB design
- ◆ Built-in protection circuits
- ◆ High reliability and ruggedness
- ◆ 50 ohm input/output impedance



## Applications

- ◆ Test Equipment
- ◆ Communication Systems

## Electrical Specifications: 50Ω, 25°C

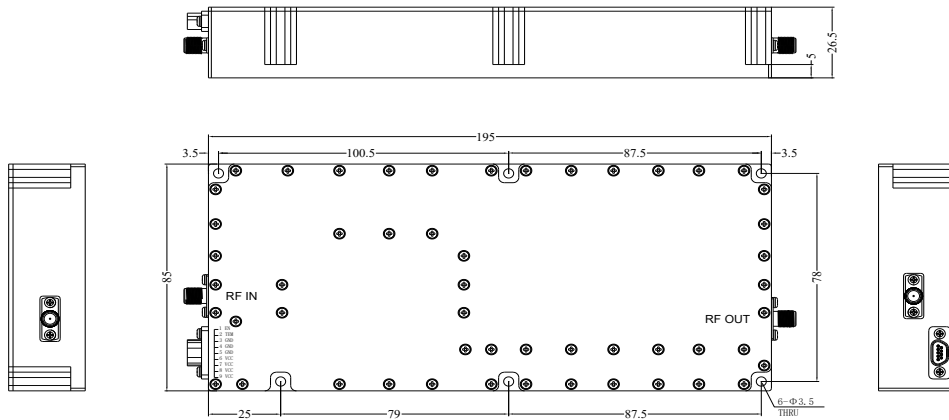
Parameter	Min	Typ	Max	Units
Operating Frequency	0.5		6	GHz
RF Power Output CW	45	47		dBm
Output Power for 1 dB Compression (P1dB)	42	44		dBm
Gain	44	47		dB
Gain Flatness		±	± 5	dB
Input VSWR		1.5		:1
Harmonics		-15	-9	dBc
IMD3, 2-Tone @ 37dBm/Tone, 1MHz Spacing		-25		dBc
Spurious			-60	dBc
Supply Voltage	26	28	30	V
Supply Current(VCC=28V)		0.9	8	A
Input RF drive level without damage			+5	dBm

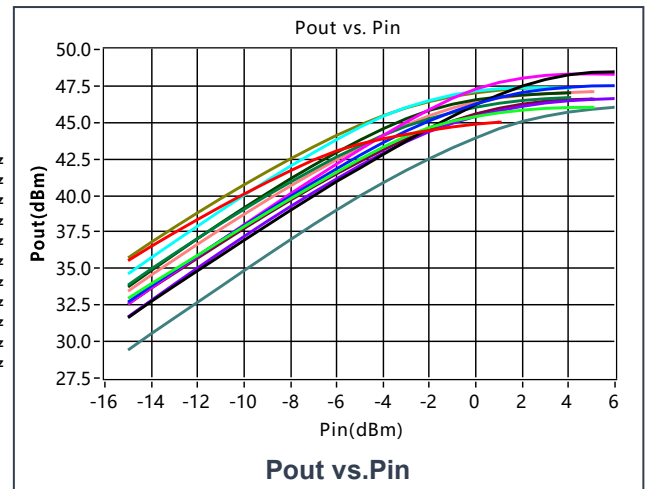
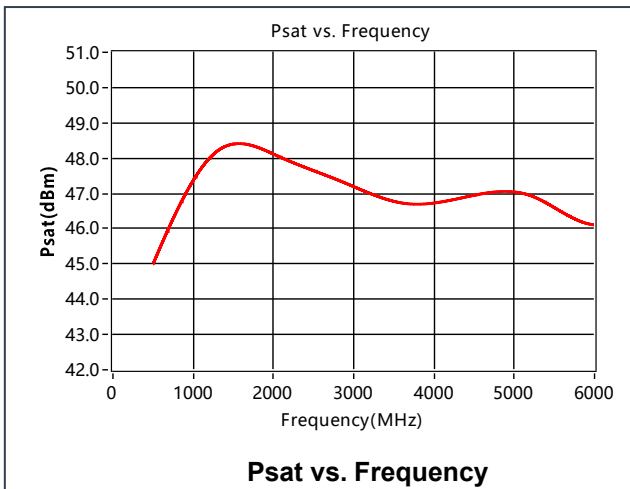
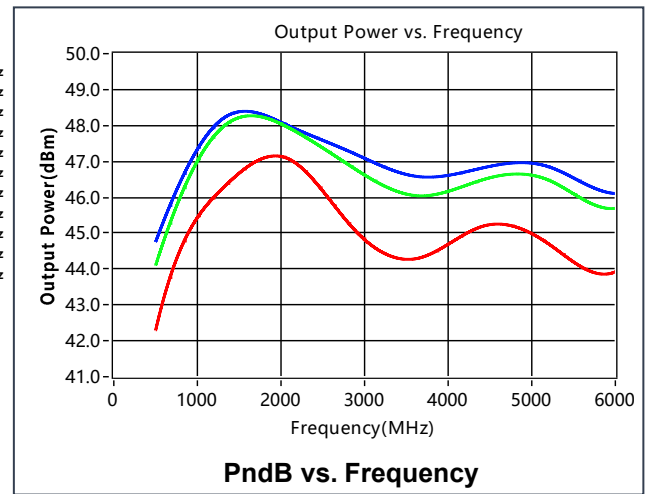
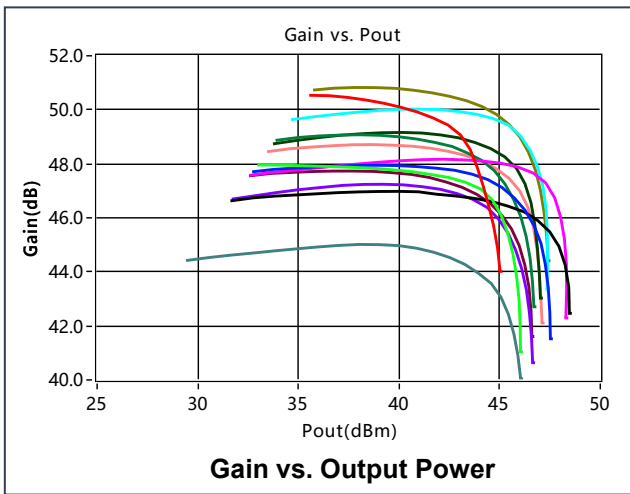
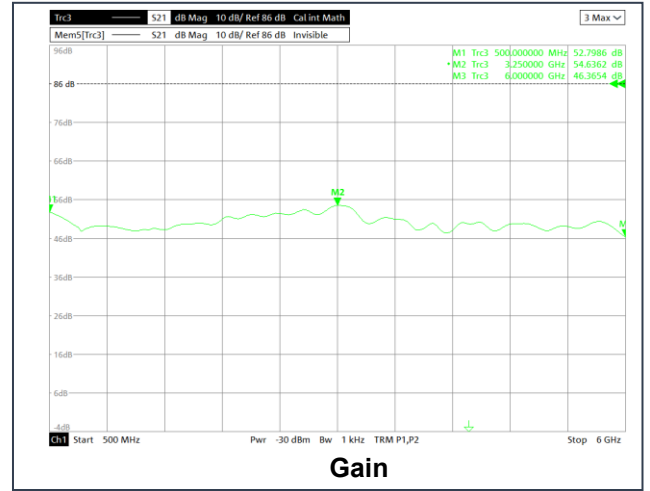
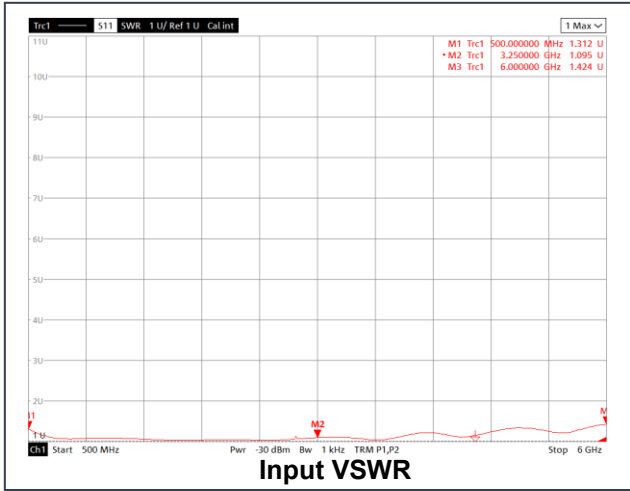
## Environmental Specifications



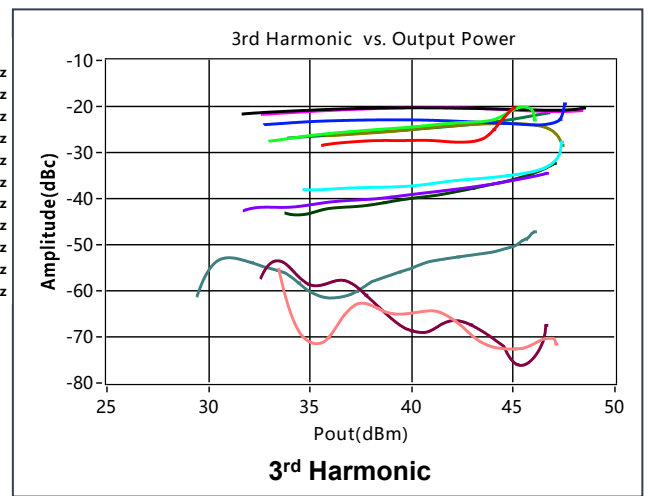
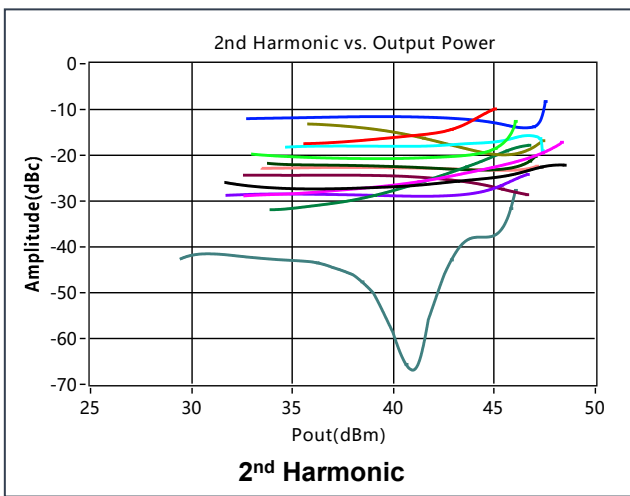
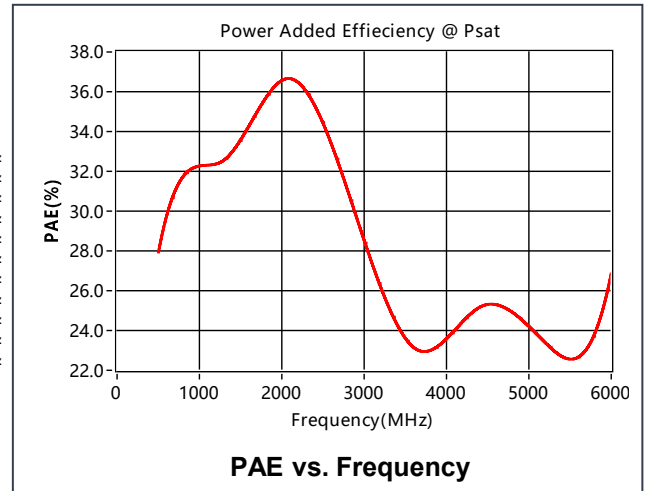
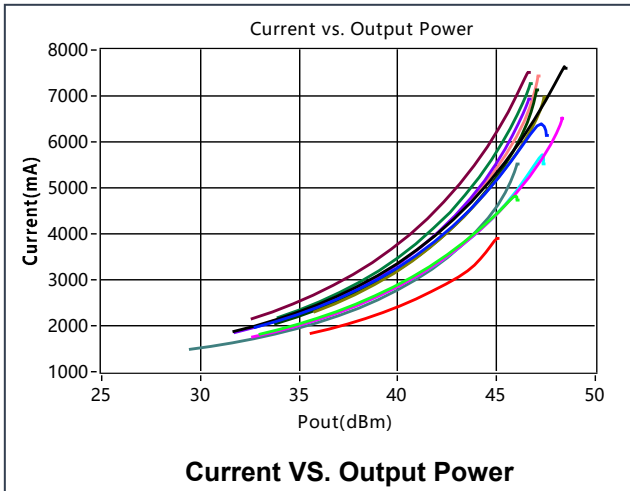
Operating Case Temperature	-30°C to +70°C
Storage Temperature	-50°C to +105°C

## Mechanical Specifications

Dimensions (Excluding Connectors)	195 X 85 X 26.5 mm
RF Connectors	SMA-Female
DC Interface Connector	J30J-9
Weight	-
Cooling	Forced air required (Option)







**DC Interface Connector: J30J-9ZKW-J**

Pin #	Name	Function
1	PA-EN	Amplifier Enable: TTL Logic High (5V) (Internally Pulled-High)
2	TEM	When the temperature of the case exceeds 70 °C, the power amplifier will turn off and this pin will be pulled high. If the temperature of case drops to 60 °C, the power amplifier will return to normal operation, and this pin will be pulled low.
3	GND	Ground
4	GND	Ground
5	GND	Ground
6	+28V	+26. 0-30. 0VDC
7	+28V	+26. 0-30. 0VDC
8	+28V	+26. 0-30. 0VDC
9	+28V	+26. 0-30. 0VDC